

Improving the Quality of International Mail

Year Results 2003

UNEX™

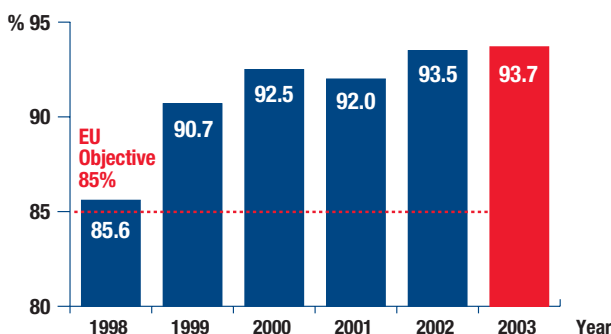
Postal Performance Remains at a High Level in Europe

In 2003, European Postal operators achieved the highest J+3 performance on an annual basis since the measurement began in 1994. European Postal operators continue to perform, on average, far above the objectives set by the European Union. The figures presented in this report demonstrate, once again, the continuous and successful commitment of the European Postal operators to providing customers with consistently reliable postal service of a high quality.

J+3 performance, the speed indicator

For the full year 2003, the UNEX end-to-end performance measurement system results show that 93.7 per cent of first class, intra-European cross-border mail was delivered to the final addressee within three days of posting (J+3), exceeding the EU objective by 8.7 percentage points. It also represents an improvement of 8.1 percentage points compared with 1998 and of 24.6 points compared with 1994.

Delivery Performance in J+3

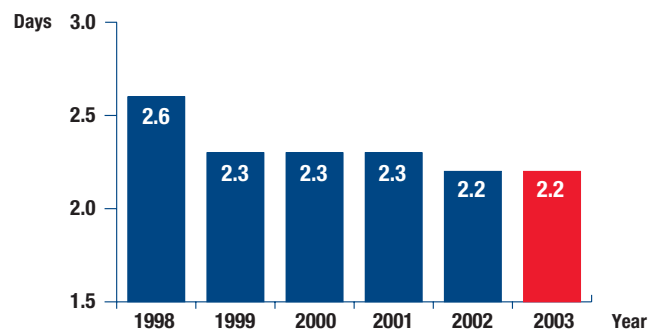


J+5 performance, the reliability indicator

The proportion of all mail reaching its final destination within five days of posting (J+5), has also improved and stabilized over time with a result of 98.7 per cent for 2003, exceeding the 97 per cent EU Objective.

The average delivery time in Europe was 2.2 days, an enhancement of half a day since 1998 and almost one full day since 1994.

Average Delivery Days



Along with the average level of results achieved, the consistency of service to customers on a country-to-country basis is also an important criterion for assessing postal delivery performance in Europe. Of the 306 European country-to-country streams presented in this leaflet, 86 per cent now meet or exceed the 85 per cent EU Objective in J+3, compared with half the streams in 1998, and only a third in 1994. For J+5 performance, 90 per cent of country-to-country streams are currently meeting the 97 per cent EU Objective.

The high level of overall quality of service is the result of constant efforts made by International Post Corporation's member Postal operators to improve international and domestic operations. Maintaining a high service performance for all customers remains the priority.

Europe | Percentage On time J+3

Year 2001, 2002, 2003

U N E X

Destination Country		AT	BE	DK	FI	FR	DE	GR	IS	IE	IT	LU	NL	NO	PT	ES	SE	CH	GB
Austria	03		95.6	97.5	95.3	91.1	98.7	80.6	75.9	85.4	91.0	97.4	96.6	95.3	96.1	80.7	96.7	98.3	93.2
	02		95.2	95.4	89.2	91.2	97.6	63.2	69.8	81.5	84.6	95.2	93.5	88.6	87.8	82.1	93.4	97.6	92.9
	01		89.9	95.5	91.1	91.4	96.8	54.5	75.8	75.0	88.7	95.2	93.3	87.3	81.1	78.8	94.5	97.0	93.2
Belgium	03	91.4		93.1	94.1	94.4	95.8	81.1	91.5	91.0	91.9	97.0	96.2	93.9	92.1	84.9	93.8	95.4	94.1
	02	90.3		94.3	93.7	94.5	96.8	69.0	77.5	93.5	90.1	97.2	96.8	94.6	93.3	87.7	94.9	95.1	94.6
	01	81.4		90.1	87.0	88.3	94.3	41.8	79.9	85.2	85.7	96.2	94.8	88.3	83.6	80.8	90.9	85.9	92.2
Denmark	03	93.0	95.7		98.0	93.1	98.7	84.2	96.8	94.9	91.3	96.7	96.9	98.4	94.2	86.5	99.3	96.6	92.3
	02	91.5	97.2		98.0	95.5	98.8	73.8	97.1	94.8	91.1	96.4	96.3	97.9	95.1	86.3	98.8	97.6	96.3
	01	88.4	95.4		97.7	94.1	97.7	62.4	94.3	91.1	90.5	95.7	96.6	96.2	92.4	85.2	98.1	98.2	95.8
Finland	03	93.6	97.4	98.6		94.3	98.3	82.2	95.4	93.0	88.5	94.3	98.3	98.4	96.1	83.7	98.8	99.0	95.2
	02	93.3	96.4	98.2		94.4	98.0	65.2	91.2	94.3	86.4	93.5	95.6	97.2	94.8	81.6	99.1	97.4	96.8
	01	93.1	92.5	98.6		93.7	98.1	59.2	88.5	92.1	85.7	95.2	95.6	97.0	93.9	81.6	98.5	98.2	95.0
France	03	93.3	95.4	96.5	92.8		95.5	81.9	77.0	90.3	89.7	94.9	95.6	90.6	93.7	85.4	93.3	94.9	92.7
	02	91.2	96.6	96.3	91.9		96.8	73.8	73.6	93.4	90.7	95.9	96.1	93.0	94.4	86.9	96.4	96.5	94.8
	01	92.7	95.0	96.6	88.5		96.2	61.6	68.1	90.6	90.9	96.7	94.8	95.0	92.4	86.0	95.4	95.8	94.6
Germany	03	97.9	98.1	98.6	96.6	96.2		84.7	84.6	94.8	93.0	98.8	98.5	97.3	95.7	87.3	96.9	98.5	95.0
	02	97.1	97.8	98.8	94.9	97.3		75.1	77.7	95.3	92.4	98.1	98.3	96.7	94.5	86.1	97.3	98.6	96.6
	01	95.5	95.7	98.1	94.7	95.7		64.9	82.4	90.9	90.9	97.8	97.7	95.0	91.2	85.2	95.1	97.8	94.3
Greece	03	90.0	94.3	94.8	88.7	93.0	95.0		80.2	89.6	91.6	94.6	93.7	93.5	94.2	87.4	94.3	93.4	89.6
	02	80.6	87.5	93.2	84.9	92.0	90.5		74.7	83.1	80.8	88.6	87.2	86.9	84.1	81.8	85.2	83.9	87.5
	01	76.2	86.7	90.6	72.0	88.9	88.2		60.1	73.0	82.9	83.5	85.0	82.5	70.7	74.3	83.5	86.4	86.9
Iceland	03	87.5	91.2	98.6	94.2	87.5	94.7	59.5		81.9	81.5	85.7	92.1	98.9	90.4	77.7	99.2	92.6	89.6
	02	71.2	88.0	98.8	91.8	91.8	92.5	42.1		89.6	77.3	75.8	87.9	97.3	90.7	73.4	98.3	89.7	93.0
	01	67.9	78.8	98.1	84.6	85.0	89.0	31.3		77.2	78.7	72.2	85.3	94.7	77.5	63.8	96.4	86.0	89.5
Ireland	03	82.4	93.2	93.8	82.1	91.5	93.9	47.6	63.9		84.2	91.4	91.7	83.4	77.8	71.3	89.7	74.2	93.9
	02	74.0	90.7	93.5	86.6	91.0	93.2	52.2	79.1		85.4	90.2	89.8	88.3	77.2	78.9	91.2	86.0	94.5
	01	68.0	88.5	95.3	81.7	91.0	91.9	39.2	77.5		84.7	85.2	88.6	86.6	80.0	68.9	89.5	88.0	92.8
Italy	03	93.8	93.9	93.6	91.0	93.1	95.5	81.3	84.2	88.5		92.8	94.2	91.9	93.6	84.3	92.7	95.2	90.5
	02	88.0	91.8	93.7	88.9	92.2	94.6	70.5	80.2	87.7		87.7	91.6	89.3	93.0	83.7	91.9	94.3	92.1
	01	87.1	88.7	92.8	81.3	89.3	91.9	57.9	67.5	81.6		89.1	88.1	80.9	88.5	80.0	87.0	92.4	89.4
Luxembourg	03	95.8	98.4	96.4	95.0	96.7	99.1	81.8	80.1	88.5	91.5		98.5	92.5	94.4	85.1	93.9	97.2	94.2
	02	91.3	97.8	97.0	91.4	96.9	98.9	71.4	78.8	93.6	85.2		94.4	86.7	96.5	79.3	92.9	96.7	97.0
	01	86.4	96.2	94.9	87.3	96.6	99.1	45.7	88.5	85.3	86.8		96.4	91.5	88.2	78.6	92.2	97.4	95.7
Netherlands	03	92.9	97.0	96.3	97.1	93.1	97.4	76.4	83.3	95.0	92.2	95.6		94.9	95.1	88.2	95.8	98.2	95.2
	02	90.1	96.3	96.0	95.3	91.9	96.6	65.1	75.1	94.4	91.2	93.7		92.7	92.5	84.1	96.3	95.7	95.6
	01	90.7	93.9	94.6	91.6	89.5	93.3	57.6	72.5	87.6	87.9	92.3		92.0	88.8	82.9	93.4	94.8	94.0
Norway	03	93.6	94.9	99.1	96.4	94.6	98.2	77.2	97.8	92.8	88.5	86.7	96.9		92.4	83.3	98.6	95.9	92.7
	02	92.1	95.0	98.4	96.3	96.7	97.7	71.3	97.1	93.9	88.1	96.6	96.7		95.0	89.4	98.3	97.2	97.1
	01	90.1	92.8	97.3	95.7	94.3	95.6	58.6	93.7	87.8	88.0	90.1	94.0		91.1	83.7	97.5	95.2	93.9
Portugal	03	89.8	97.7	97.2	89.5	96.2	97.8	63.6	73.1	91.4	92.5	98.3	97.7	87.4		89.2	92.5	97.7	93.0
	02	72.5	96.7	97.3	84.1	96.7	96.7	48.2	74.8	81.3	92.0	94.3	94.8	89.7		89.6	94.9	96.9	95.8
	01	71.3	89.5	96.0	85.9	92.4	92.8	43.3	70.7	73.5	88.6	93.1	93.0	80.5		86.1	89.9	94.8	91.6
Spain	03	91.9	93.1	92.5	86.5	90.0	93.3	71.9	72.4	86.3	85.6	93.4	92.9	86.3	93.9		90.7	93.7	88.2
	02	82.7	91.1	90.6	84.2	92.0	92.6	58.3	62.7	85.0	85.5	85.4	90.9	84.1	94.0		86.2	93.7	91.0
	01	78.9	86.0	91.9	76.3	91.0	92.2	44.6	46.8	81.3	86.6	81.1	88.6	79.9	90.4		88.7	91.8	89.8
Sweden	03	95.8	97.3	99.2	98.7	94.3	97.2	86.7	97.1	93.5	90.5	99.0	98.1	98.3	95.0	86.1		98.6	94.1
	02	94.1	96.1	98.4	98.1	95.7	96.3	60.7	95.7	94.1	87.8	97.2	96.1	97.3	94.2	87.3		97.2	96.2
	01	93.9	93.1	98.1	97.7	94.1	96.0	53.2	94.4	91.5	89.3	96.5	95.8	96.2	93.7	83.3		97.6	95.9
Switzerland	03	96.3	96.9	96.7	97.2	95.1	98.6	85.6	89.7	94.8	93.6	98.1	97.7	95.1	96.3	86.9	98.0		94.5
	02	95.5	97.5	98.0	97.8	96.0	99.0	74.5	87.8	96.1	92.2	98.5	97.3	96.7	96.7	89.3	98.2		97.2
	01	96.1	92.2	98.6	96.8	95.2	97.8	63.1	84.2	91.4	92.5	96.8	96.8	96.5	94.9	88.1	98.7		96.0
United Kingdom	03	88.4	93.6	93.6	90.5	88.7	92.9	69.0	88.1	91.7	86.2	91.9	84.8	91.8	89.8	80.2	92.1	92.1	
	02	80.5	93.7	92.4	87.7	91.6	92.6	59.4	84.4	91.2	82.5	87.9	88.5	89.1	86.5	75.6	89.2	92.2	
	01	81.7	91.1	92.6	88.1	88.5	93.0	48.0	78.9	91.3	83.2	87.4	87.1	87.8	80.5	80.3	90.4	90.5	

Europe | Average Delivery Days

Year 2003

U N E X

Origin Country	Destination Country																	
	AT	BE	DK	FI	FR	DE	GR	IS	IE	IT	LU	NL	NO	PT	ES	SE	CH	GB
Austria		2.2	2.0	2.2	2.3	1.9	2.7	3.0	2.6	2.3	2.1	2.1	2.2	2.1	2.7	2.0	2.0	2.2
Belgium	2.4		2.2	2.2	2.2	2.1	2.8	2.3	2.4	2.3	2.1	2.1	2.2	2.3	2.6	2.2	2.2	2.2
Denmark	2.2	2.1		2.0	2.2	1.9	2.6	2.1	2.2	2.3	2.1	2.0	2.0	2.2	2.5	1.8	2.0	2.3
Finland	2.2	2.1	1.9		2.1	2.0	2.7	2.2	2.3	2.4	2.3	2.0	1.9	2.1	2.7	1.9	1.9	2.1
France	2.2	2.1	2.0	2.2		2.1	2.7	2.9	2.4	2.4	2.2	2.1	2.3	2.3	2.5	2.2	2.1	2.3
Germany	2.0	2.0	1.9	2.1	2.1		2.6	2.9	2.1	2.2	1.9	1.9	2.1	2.1	2.5	2.0	1.9	2.1
Greece	2.4	2.1	2.2	2.6	2.2	2.1		3.1	2.4	2.3	2.2	2.2	2.3	2.2	2.4	2.1	2.2	2.5
Iceland	2.7	2.7	1.9	2.6	2.7	2.2	3.5		2.7	2.8	2.8	2.3	1.9	2.7	3.1	1.9	2.5	2.4
Ireland	2.8	2.3	2.3	2.8	2.4	2.3	3.8	3.4		2.6	2.5	2.3	2.7	3.0	3.2	2.4	2.9	2.1
Italy	2.2	2.2	2.2	2.4	2.2	2.1	2.7	2.6	2.4		2.3	2.2	2.4	2.3	2.6	2.3	2.1	2.4
Luxembourg	2.1	1.9	2.1	2.2	2.1	1.9	2.7	2.8	2.5	2.3		2.1	2.3	2.1	2.6	2.2	2.0	2.2
Netherlands	2.2	2.0	2.0	2.1	2.2	2.0	3.0	2.7	2.1	2.3	2.2		2.2	2.2	2.4	2.1	2.0	2.1
Norway	2.2	2.1	1.9	2.1	2.2	2.0	2.9	2.0	2.3	2.4	2.6	2.1		2.3	2.7	1.9	2.1	2.3
Portugal	2.5	2.1	1.9	2.6	2.1	2.0	3.4	2.9	2.4	2.3	2.1	2.0	2.5		2.4	2.3	2.0	2.2
Spain	2.3	2.3	2.2	2.5	2.4	2.2	3.2	3.2	2.5	2.6	2.4	2.3	2.6	2.2		2.4	2.2	2.5
Sweden	2.1	2.1	1.9	2.0	2.2	2.0	2.6	2.0	2.2	2.3	2.0	2.0	1.9	2.2	2.5		1.9	2.2
Switzerland	2.1	2.0	2.0	2.1	2.0	1.9	2.6	2.4	2.1	2.2	2.0	2.0	2.1	2.1	2.5	2.0		2.2
United Kingdom	2.5	2.3	2.2	2.4	2.5	2.3	3.2	2.4	2.3	2.5	2.3	2.6	2.3	2.4	2.8	2.3	2.3	

Europe | Percentage On time J+5

Year 2003

U N E X

Origin Country	Destination Country																	
	AT	BE	DK	FI	FR	DE	GR	IS	IE	IT	LU	NL	NO	PT	ES	SE	CH	GB
Austria		99.5	99.3	99.1	97.7	99.9	97.2	95.9	98.6	99.2	100.0	99.5	98.8	99.3	96.9	99.3	99.8	98.1
Belgium	98.3		99.1	99.2	99.0	99.4	95.6	99.5	98.1	98.4	99.6	99.5	99.0	98.9	96.3	99.1	99.1	99.2
Denmark	99.4	99.2		99.7	98.9	99.9	96.6	99.2	98.4	98.5	99.1	99.8	99.6	99.3	95.3	99.9	98.6	97.2
Finland	99.3	99.7	99.9		99.3	99.8	97.9	99.6	99.1	97.6	99.3	100.0	100.0	99.1	95.8	99.8	99.8	98.5
France	99.0	99.2	99.4	98.9		99.1	97.0	95.7	97.6	97.7	99.4	99.3	97.5	98.1	96.2	98.3	99.1	98.3
Germany	99.5	99.7	99.8	99.3	99.1		97.4	93.8	99.1	98.4	99.6	99.6	99.5	99.2	96.7	99.4	99.7	98.7
Greece	99.1	98.5	98.7	98.4	99.2	99.0		97.2	98.6	98.4	99.1	98.9	99.5	99.1	98.2	98.4	98.6	96.3
Iceland	98.5	99.3	99.8	99.6	98.6	99.8	94.1		98.6	97.9	98.1	99.7	99.9	99.3	96.9	99.8	99.5	97.7
Ireland	97.5	99.3	98.8	97.7	98.6	99.3	92.6	96.1		98.2	98.3	99.6	99.3	97.2	93.2	98.8	99.5	98.9
Italy	98.7	98.9	99.1	99.4	98.5	99.2	96.8	97.9	98.6		99.3	99.2	98.6	98.8	96.4	99.0	99.1	97.4
Luxembourg	99.5	100.0	100.0	100.0	99.3	99.8	97.1	98.9	97.9	98.9		99.5	100.0	99.1	96.3	99.5	99.2	96.7
Netherlands	98.8	99.3	99.4	98.8	98.9	99.8	94.9	97.4	99.1	98.4	99.5		99.2	97.9	97.2	98.9	99.4	99.1
Norway	99.3	99.3	99.9	98.8	99.4	99.3	98.1	99.9	99.3	99.3	98.8	99.6		99.3	96.9	99.7	99.3	97.9
Portugal	98.0	100.0	99.1	99.3	99.3	99.7	93.4	97.6	97.9	98.7	99.9	100.0	98.6		97.5	99.5	99.5	97.6
Spain	98.1	98.8	99.1	98.6	97.6	98.9	93.3	95.6	97.4	97.3	97.9	99.0	98.4	98.9		98.3	98.6	96.8
Sweden	99.6	99.1	99.9	99.9	98.8	99.5	97.3	99.3	99.1	98.6	100.0	99.5	99.8	99.1	97.0		99.5	98.0
Switzerland	99.5	99.3	99.5	99.9	99.0	99.8	97.2	96.9	99.1	98.9	100.0	99.3	99.4	99.3	96.8	99.6		97.6
United Kingdom	96.7	98.5	98.9	98.3	97.9	98.5	93.9	98.0	98.3	97.0	98.7	96.5	98.0	97.4	94.8	98.2	98.3	

RESEARCH INTERNATIONAL

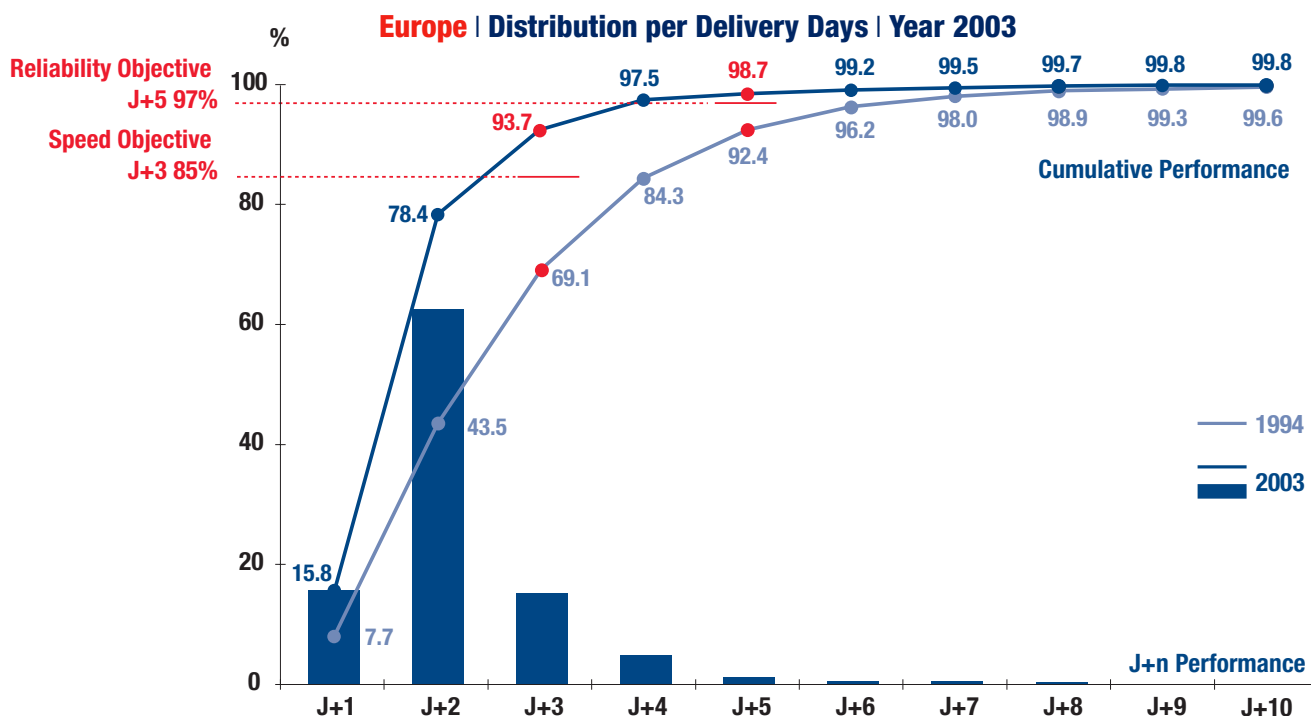


Europe includes members of EU, Iceland, Norway and Switzerland. The method of calculation is based on a five days business week – that is to exclude Saturdays and Sundays, and to exclude national and regional public holidays in the destination country. The following countries have Saturday mail delivery: Denmark, France, Germany, Italy, Netherlands, Norway, Switzerland and United Kingdom.

Service Standards for International Mail within Europe

European member Postal operators of International Post Corporation (IPC) have agreed to common service standards of J+3 (speed) and J+5 (reliability) for the delivery of first-class international mail within Europe. J (jour for day) is the day of posting. The +3 and +5 express the number of days before final delivery during which time collection, sorting, national and international transport, and delivery take place.

Objectives were set by the European Union's Postal Directive in 1997 for 85 per cent of mail to be delivered within J+3 and 97 per cent within J+5, on a country-to-country basis. Results from UNEX Monitoring show that, over time, Europe's Postal operators have enhanced their customer service in terms of both speed and reliability and have exceeded both objectives on average.



One Million Test Letters

In 2003 about one million test letters of representative types and sizes were sent into 306 country-to-country mail streams, over all regional routes, covering both urban and rural areas in Europe, and into 430 city-to-city links within North America, and between North America and Europe.

The UNEX Monitoring System

IPC Members publish UNEX results twice a year. The three key performance indicators presented in this brochure are: the percentage of mail items delivered: within three days (J+3), the speed indicator; within five days (J+5), the reliability indicator, and the average number of delivery days taken to deliver mail.

IPC implemented the Unipost External Monitoring System (UNEX) as one of its members' initiatives to improve qual-

ity of service for international mail customers. The UNEX monitoring system provides essential data as the basis for action to improve service levels. It measures end-to-end postal delivery performance for intra-European priority letter mail, from time of posting to time of delivery.

The validity and independence of the statistics are guaranteed by the UNEX external monitoring contractor, Research International, an ISO9001:2000-certified company.

The UNEX Statistical Design

The UNEX measurement is carried out continuously. The system's statistical design represents the real flows, patterns and characteristics of international mail. The accuracy of the country-to-country quality of service results presented in this report ranges between 1 and 5 per cent on a yearly basis, within a 95 per cent level of confidence.